

# Display an On Screen Keyboard on your Mac

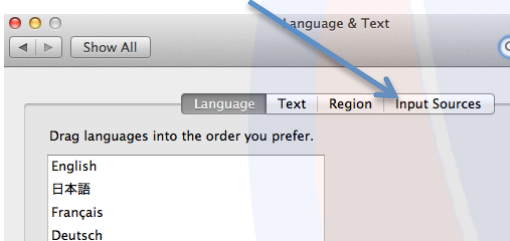
1-Click and open System Preferences



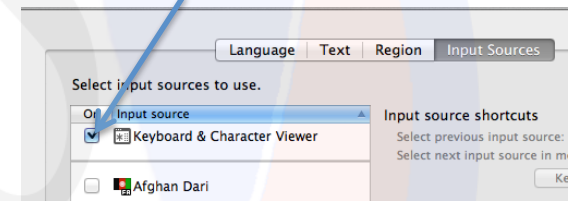
2-Click on Language & Text




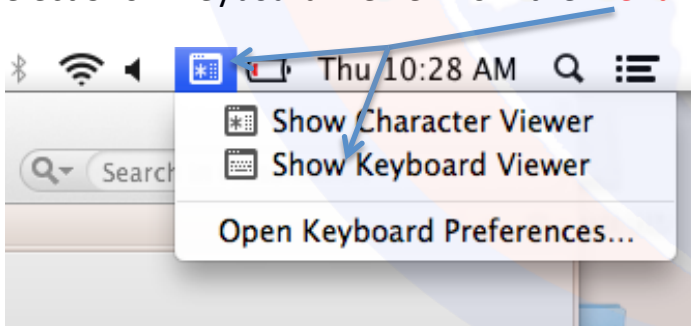
3-Click Input Sources



4-Turn on Keyboard & Character Viewer



5-Select Show Keyboard Viewer from the menu\*\*



The on screen keyboard can be resized by clicking and dragging near any corner

\*\*The Keyboard & Character Viewer Menu will be near the top right of your screen