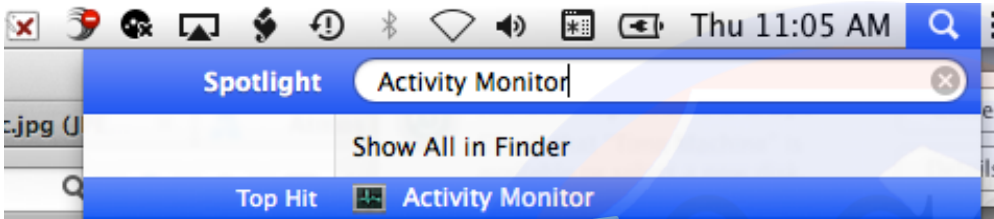


# How to Close FlashBridge when attempting to update Adobe Flash

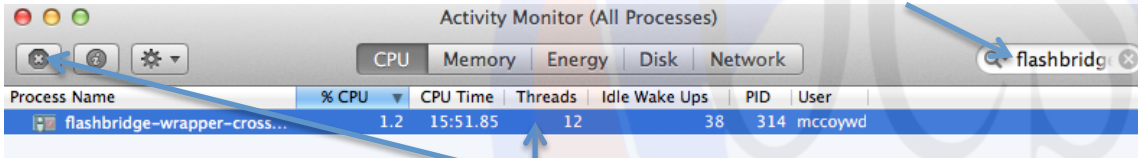
When you download a new version of Adobe Flash, you will likely be greeted by the following message.

1-Perform a spotlight search for "Activity Monitor"



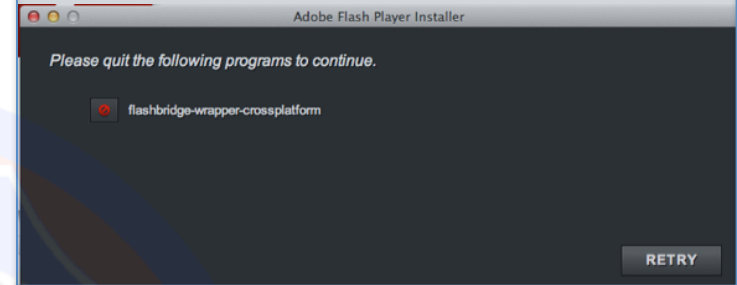
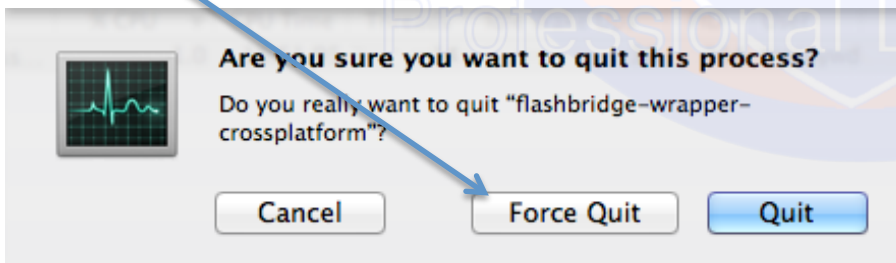
Click to open "Activity Monitor"

2-Once Activity Monitor is running, search for "Flashbridge"



3-Click to highlight the flashbridge process, then click the stop sign.

4-Click Force Quit.....Then click Retry



Your update of Adobe Flash should now be back up and running.